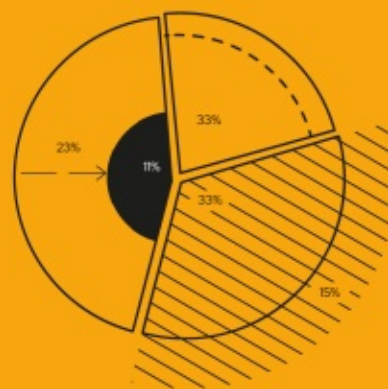
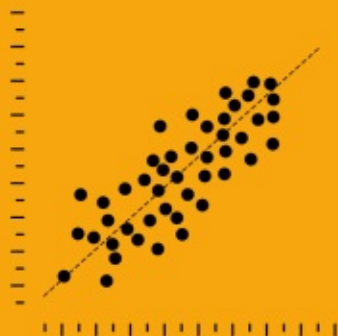


SUBJECT RANKINGS 2022



WELCOME TO THE 2022 QS WORLD UNIVERSITY RANKINGS BY SUBJECT

Welcome to your institution's fact file for the QS World University Rankings by Subject 2022.

This file provides the results for your institution in the subjects and broad subject areas where you have been nominated for evaluation in our academic reputation survey, as well as the scores and ranks for those subjects where you made it into the published rankings table. It should also provide you with useful information for any media communication you might need to prepare prior to launch.

To produce the rankings for this year the team analysed over 14.7 million unique papers, producing close to 96 million citations. 1543 institutions ranked across 51 subjects in 5 broad subject areas, creating over 17,700 ranked entries. These figures reflect some of the scale behind this huge undertaking that the team carries out in order to produce these subject rankings.

The table shows a summary of your scores in all the subjects and broad subject areas you have been analysed in, as well as ranks in all the subjects and broad subject areas you are to be published in. The following table then shows you your results in the subject rankings for the last three years so you can track your progress.

This year, as we communicated in an email sent on March 2nd, we introduced International Research Network as an indicator for the broad subject area rankings. QS believes that research conducted with global partners is of immense value, and this metric serves to further shine light on institutions who are working cooperatively with international partners to add value to the global bank of research. You can find more on this indicator here:

<https://support.qs.com/hc/en-gb/articles/360021865579-International-Research-Network-IRN->

In the Appendix you will find an explanation of the weightings that make up the different subject tables, the evolution of the subject rankings exercise, the paper thresholds that we have used in this edition and an indication of the number of institutions analysed and ranked.

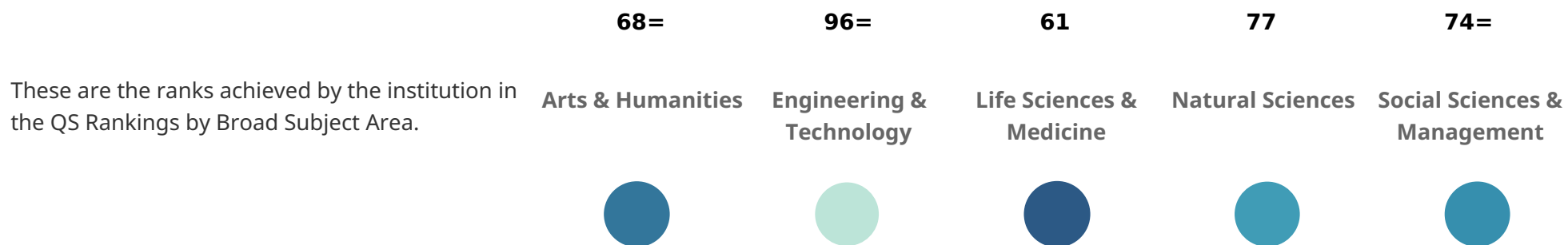
We hope you will find this useful.

Rankings Team,
QS Intelligence Unit

2022 QS WORLD UNIVERSITY RANKINGS BY SUBJECT AREA

UNIVERSIDADE DE SÃO PAULO

Brazil



OVERALL SCORES BY BROAD SUBJECT AREA



In 2022, Universidade de São Paulo has been ranked in **5** out of 5 broad subject areas.

Life Sciences & Medicine is the institution's strongest field at rank **61** with an overall score of **77.9**.

2022 QS WORLD UNIVERSITY RANKINGS BY SUBJECT

Below is the institution's detailed performance by indicator and overall score across all the subjects and broad subject areas that you have been nominated for in our academic reputation survey. It is very unusual for an institution to be analysed in all 51 narrow subjects and 5 broad subject areas.

The indicator International Research Network (IRN) has a score at broad subject level only.

There are different reasons why an institution may not have results in any given subject.

1. It may not offer a program. Receiving a score for a particular subject does not guarantee that we have checked for its presence in your institution. These checks are only carried out for institutions with a score high enough to receive a published rank in the subject.
2. It may not have published a sufficient number of papers.
3. It may not have attracted a minimum level of recognition through our surveys.
4. Score is not high enough to receive a published rank.

		Global Rank	Domestic Rank	Academic	Employer	Citations	H-index	IRN	Score
Arts & Humanities	Arts & Humanities	68=	1	82.8	76.5	66.0	57.1	47.0	76.5
	Archaeology								
	Architecture / Built Environment	44	1	71.6	79.9	77.9	74.9		73.4
	Art & Design	51-100	1	58.3	83.1				60.8
	Classics & Ancient History			49.6	64.5				51.1
	English Language & Literature	151-200	1	64.4	75.8	60.2			65.1
	History	51-100	1	74.6	71.1	76.4	70.1		73.8
	Linguistics	151-200	1=	61.6	80.7	61.5	64.2		63.6
	Modern Languages	41=	1	81.5	77.4				80.3
	Performing Arts			54.9	63.6				56.6
	Philosophy	151-200	1=	57.5	73.9	64.1	60.7		59.3
	Theology, Divinity & Religious Studies			48.7	64.6	76.6	77.8		56.0
Engineering & Technology	Engineering & Technology	96=	1	78.2	75.2	76.7	73.6	78.0	76.7
	Computer Science & Information Systems	89=	1	59.0	79.5	69.6	69.9		68.4
	Engineering - Chemical	81=	1=	70.6	78.5	80.5	76.6		75.4
	Engineering - Civil & Structural	51-100	1	70.4	80.7	82.2	72.4		75.6
	Engineering - Electrical & Electronic	95	2	67.6	76.5	78.8	74.9		73.0
	Engineering - Mechanical, Aeronautical & Manufact..	70=	1	73.4	79.2	78.2	75.7		76.2
	Engineering - Mineral & Mining	31	1	52.2	81.5	82.1	78.9		69.5
	Petroleum Engineering	32	2	63.7	67.2	82.1	82.6		70.3

If you have a displayed score in reputation and citation indicators then you met the minimum threshold for consideration.

2022 QS WORLD UNIVERSITY RANKINGS BY SUBJECT

		Global Rank	Domestic Rank	Academic	Employer	Citations	H-index	IRN	Score
Life Sciences & Medicine	Life Sciences & Medicine	61	1	82.1	75.6	74.4	70.6	85.00	77.9
	Agriculture & Forestry	48=	2	61.5	75.4	81.8	89.1		72.5
	Anatomy & Physiology	51-100	1	67.4	75.5	74.2	87.4		74.9
	Biological Sciences	93=	1	73.5	77.6	76.0	75.2		75.0
	Dentistry	15	1	64.2	65.1	79.9	81.8		74.3
	Medicine	77	1	70.3	75.4	83.9	77.2		75.9
	Nursing	51-100	1	71.6	75.4	83.9	87.0		80.3
	Pharmacy & Pharmacology	63	1	68.5	79.1	82.4	88.1		77.9
	Psychology	101-150	1	69.5	79.8	72.9	75.9		73.5
	Veterinary Science	41	1	72.9	89.8	80.2	81.1		79.2
Natural Sciences	Natural Sciences	77	1	78.6	75.0	78.9	77.9	84.00	78.4
	Chemistry	92=	1	72.5	80.5	73.8	67.1		73.3
	Earth & Marine Sciences	51-100	1	74.3	80.0	83.2	80.0		78.5
	Environmental Sciences	66=	1	82.6	78.2	81.6	81.6		81.7
	Geography	38	1	83.4	77.8	81.0	72.1		80.8
	Geology	51-100	1	71.2	80.6	83.7	80.3		78.6
	Geophysics	51-100	1	71.2	80.6	83.5	78.8		78.1
	Materials Science	101-150	1=	72.2	82.5	77.6	68.4		73.6
	Mathematics	95	1	74.7	74.1	67.9	74.6		73.2
	Physics & Astronomy	87=	1	70.6	77.6	80.8	81.5		76.2
Social Sciences & Management	Social Sciences & Management	74=	1	78.1	74.5	75.1	66.3	57.00	74.9
	Accounting & Finance	92=	1	71.6	76.9	59.8	59.5		70.8
	Anthropology	42=	1	78.6	74.8	73.7	67.3		76.6
	Business & Management Studies	97=	1	65.5	75.4	74.3	87.1		71.5
	Communication & Media Studies	101-150	1	77.2	82.1	63.4	56.6		70.8
	Development Studies								
	Economics & Econometrics	137=	1	66.2	76.3	69.5	56.9		67.0
	Education	101-150	1	67.8	78.9	65.6	66.0		68.1
	Hospitality & Leisure Management	51-100	1	53.0	43.9	55.2			48.6
	Law	51=	1	75.2	78.0	74.7	67.4		74.8
	Library & Information Management			45.3	86.8	78.7	79.3		56.2
	Politics & International Studies	51-100	1	71.7	78.2	75.0	67.8		73.6
	Social Policy & Administration								
	Sociology	49=	1	79.6	74.7	64.3	61.6		75.6
	Sports-related Subjects	49=	1	69.1	69.8	87.4	86.1		74.5
	Statistics & Operational Research	51-100	1	75.2	78.2	69.8	84.6		76.3

2022 QS WORLD UNIVERSITY RANKINGS BY SUBJECT

The tables below present the rank evolution in each subject and broad subject area where you have been nominated for evaluation.

		2020	2021	2022
Arts & Humanities	Arts & Humanities	63=	57	68=
	Art & Design	51-100	51-100	51-100
	History	51-100	51-100	51-100
	Archaeology			
	Architecture / Built Environment	43	48=	44
	Classics & Ancient History			
	English Language & Literature	151-200	151-200	151-200
	Linguistics	151-200	151-200	151-200
	Modern Languages	42=	47	41=
	Performing Arts			
	Philosophy	101-150	151-200	151-200
	Theology, Divinity & Religious Studies			
Engineering & Technology	Engineering & Technology	86=	86=	96=
	Computer Science & Information Systems	51-100	79=	89=
	Engineering - Chemical	51-100	73	81=
	Engineering - Civil & Structural	46	39=	51-100
	Engineering - Mechanical, Aeronautical & Manufactu..	51-100	61	70=
	Engineering - Electrical & Electronic	51-100	102=	95
	Engineering - Mineral & Mining	33=	34	31
	Petroleum Engineering		29	32
Life Sciences & Medicine	Life Sciences & Medicine	79	74=	61
	Agriculture & Forestry	49=	46=	48=
	Anatomy & Physiology	49=	51-100	51-100
	Biological Sciences	101-150	106=	93=
	Medicine	51-100	85=	77
	Pharmacy & Pharmacology	51-100	65	63
	Psychology	101-150	101-150	101-150
	Veterinary Science	48	40=	41
	Dentistry	18=	13	15
	Nursing	51-100	51-100	51-100
		2020	2021	2022
Natural Sciences	Natural Sciences	76=	75	77
	Chemistry	101-150	108	92=
	Earth & Marine Sciences	51-100	51-100	51-100
	Environmental Sciences	51-100	71=	66=
	Geography	47	46	38
	Materials Science	101-150	101-150	101-150
	Mathematics	51-100	96=	95
	Physics & Astronomy	51-100	90=	87=
	Geology		51-100	51-100
	Geophysics		51-100	51-100
Social Sciences & Management	Social Sciences & Management	63=	52=	74=
	Accounting & Finance	51-100	101-150	92=
	Anthropology	51-100	44=	42=
	Business & Management Studies	51-100	90=	97=
	Communication & Media Studies	51-100	101-150	101-150
	Development Studies			
	Economics & Econometrics	101-150	123=	137=
	Education	101-150	101-150	101-150
	Hospitality & Leisure Management		37=	51-100
	Law	47=	46=	51=
	Library & Information Management			
	Politics & International Studies	51-100	50	51-100
	Social Policy & Administration			
	Sociology	51-100	63=	49=
	Sports-related Subjects	42=	51-100	49=
	Statistics & Operational Research	51-100	51-100	51-100

APPENDICES



**DEFINITIONS,
WEIGHTINGS,
THRESHOLDS,
AND HEADLINE
FIGURES**

2022 QS WORLD UNIVERSITY RANKINGS BY SUBJECT

METHODOLOGY: DEFINITIONS

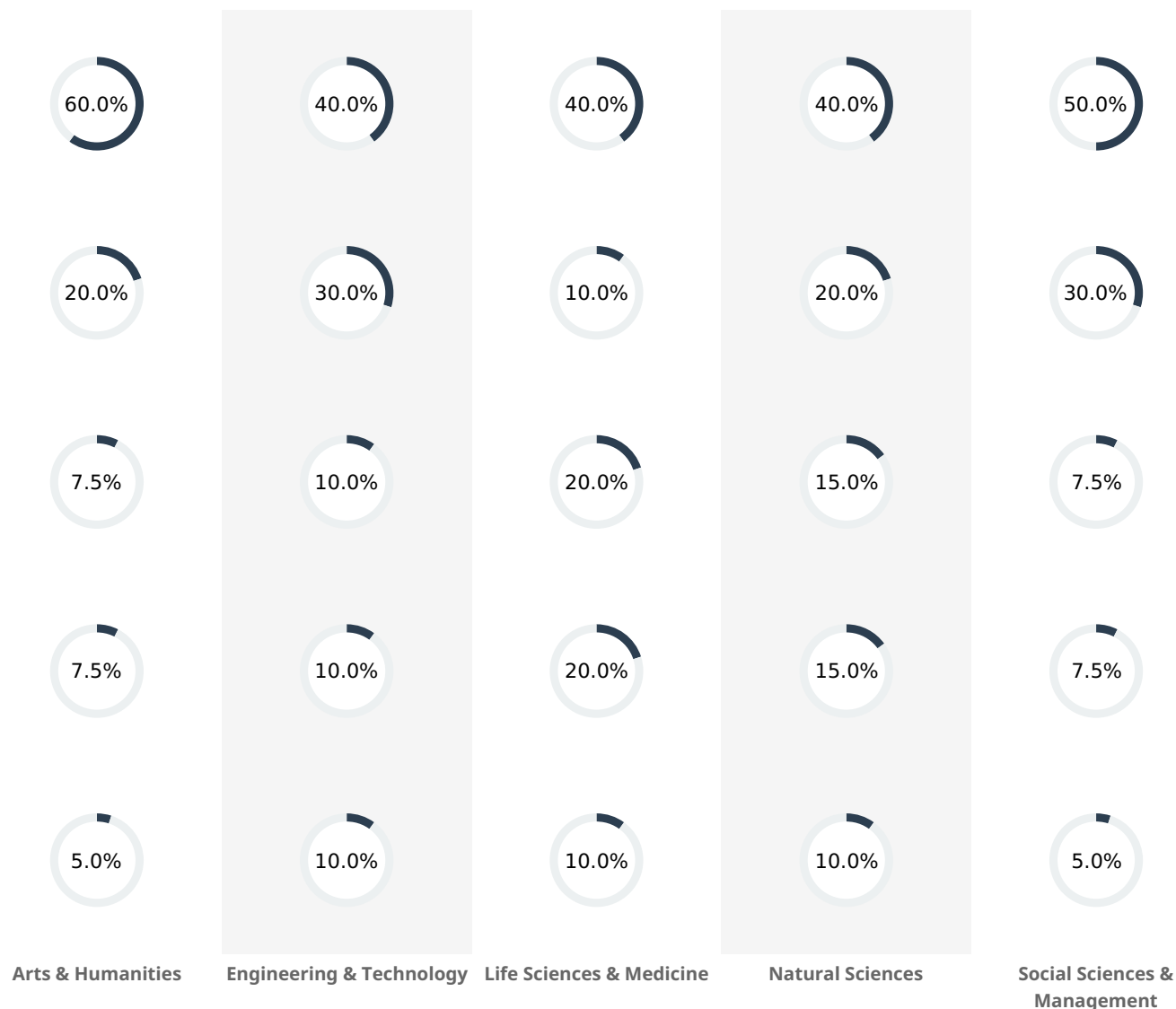
ACADEMIC REPUTATION Between 2017 and 2021 QS has collected votes from over 130,000 academics around the world. Each academic counted has given their opinion on universities in their fields of expertise.

EMPLOYER REPUTATION The employability metric is based on employer reputation. The voice of over 75,000 global employers have been taken into account between 2017 and 2021 giving us a large pool of information in terms of hiring levels.

CITATIONS PER PAPER This ratio measures the average number of citations obtained per publication, and is an estimate of the impact and quality of the scientific work done by universities.

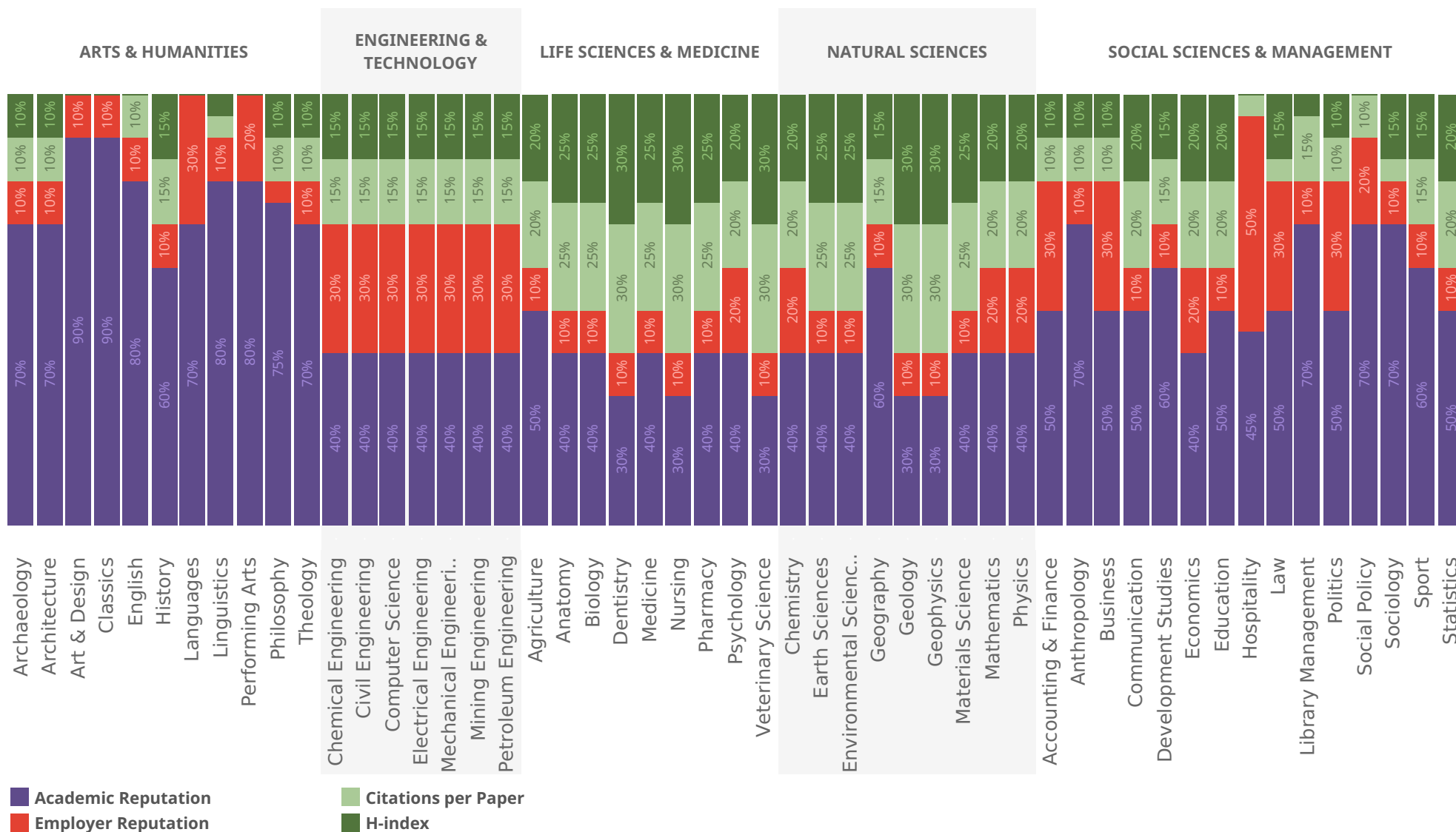
H-INDEX The h-index is an index that attempts to measure the stability of impact and quality of the work published by the institutions' scientists and scholars.

IRN International Research Network (IRN) is a measure of efficiency of establishing stable research collaborations in every of our 5 broad subject areas. It is introduced in the rankings by broad subject area only.



2022 QS WORLD UNIVERSITY RANKINGS BY SUBJECT

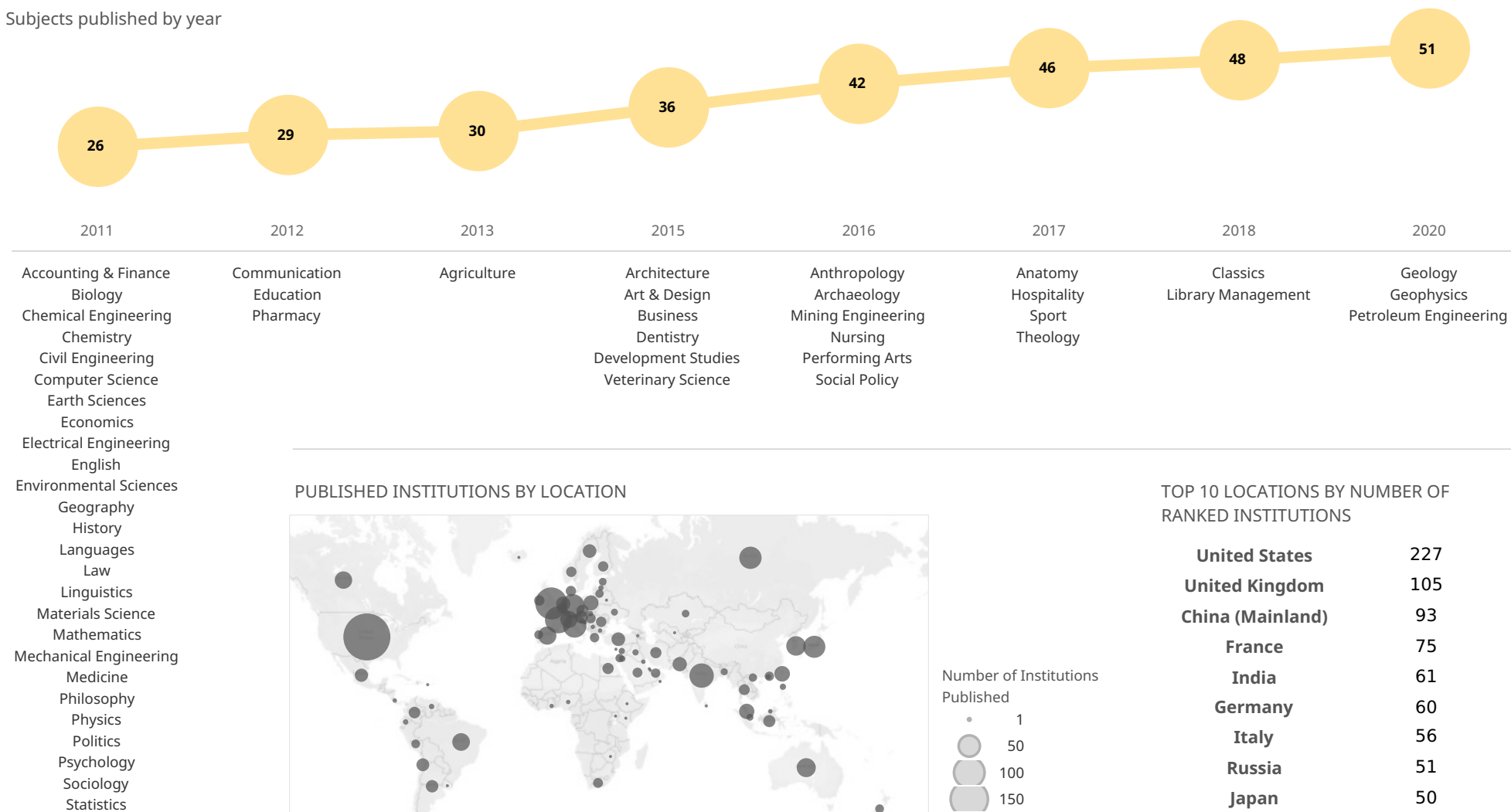
We use a variable approach to the weightings for the different subjects. The chart below provides details of the combinations used in the 2022 edition of the rankings.



2022 QS WORLD UNIVERSITY RANKINGS BY SUBJECT

The **QS World University Rankings® by Subject** ranks the world's top universities in individual subject areas, covering 51 disciplines as of 2022. A list of the considered subjects, grouped by the year of first release, is presented below.

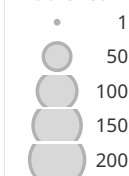
Subjects published by year



PUBLISHED INSTITUTIONS BY LOCATION



Number of Institutions
Published

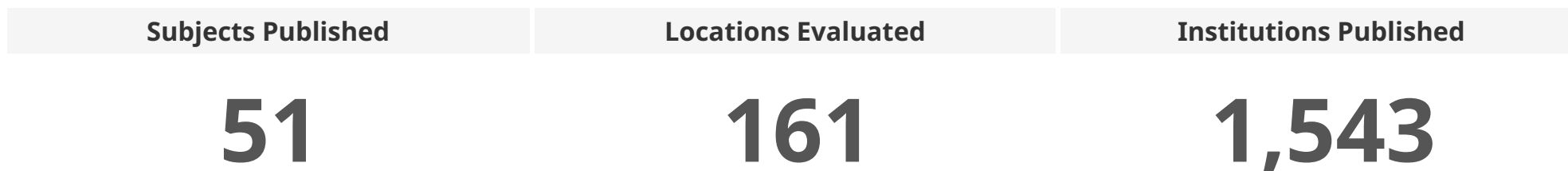


TOP 10 LOCATIONS BY NUMBER OF
RANKED INSTITUTIONS

United States	227
United Kingdom	105
China (Mainland)	93
France	75
India	61
Germany	60
Italy	56
Russia	51
Japan	50
South Korea	39

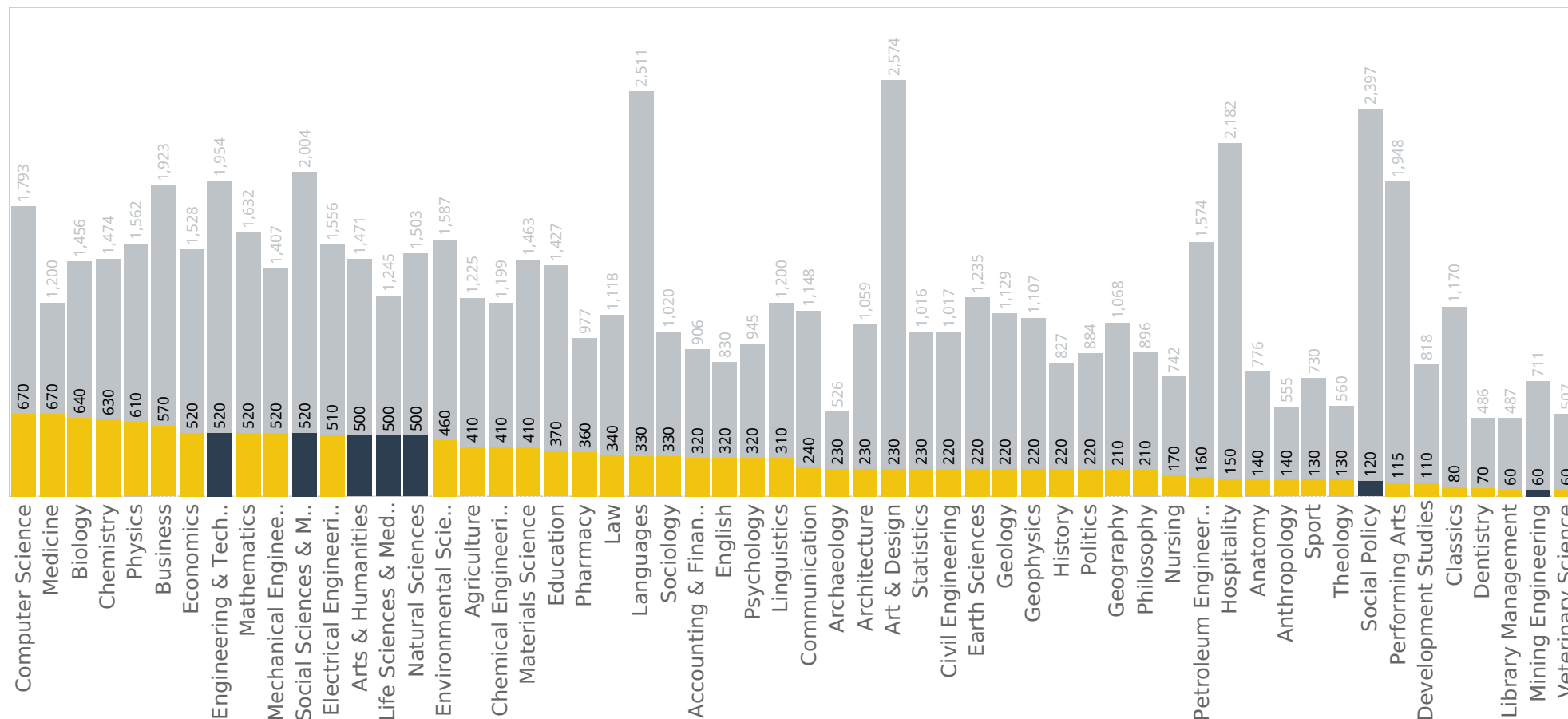
2022 QS WORLD UNIVERSITY RANKINGS BY SUBJECT

The charts below present the number of institutions evaluated and ranked in each of the relevant subject areas.



INSTITUTIONS ANALYSED AND PUBLISHED BY SUBJECT - YEAR 2022

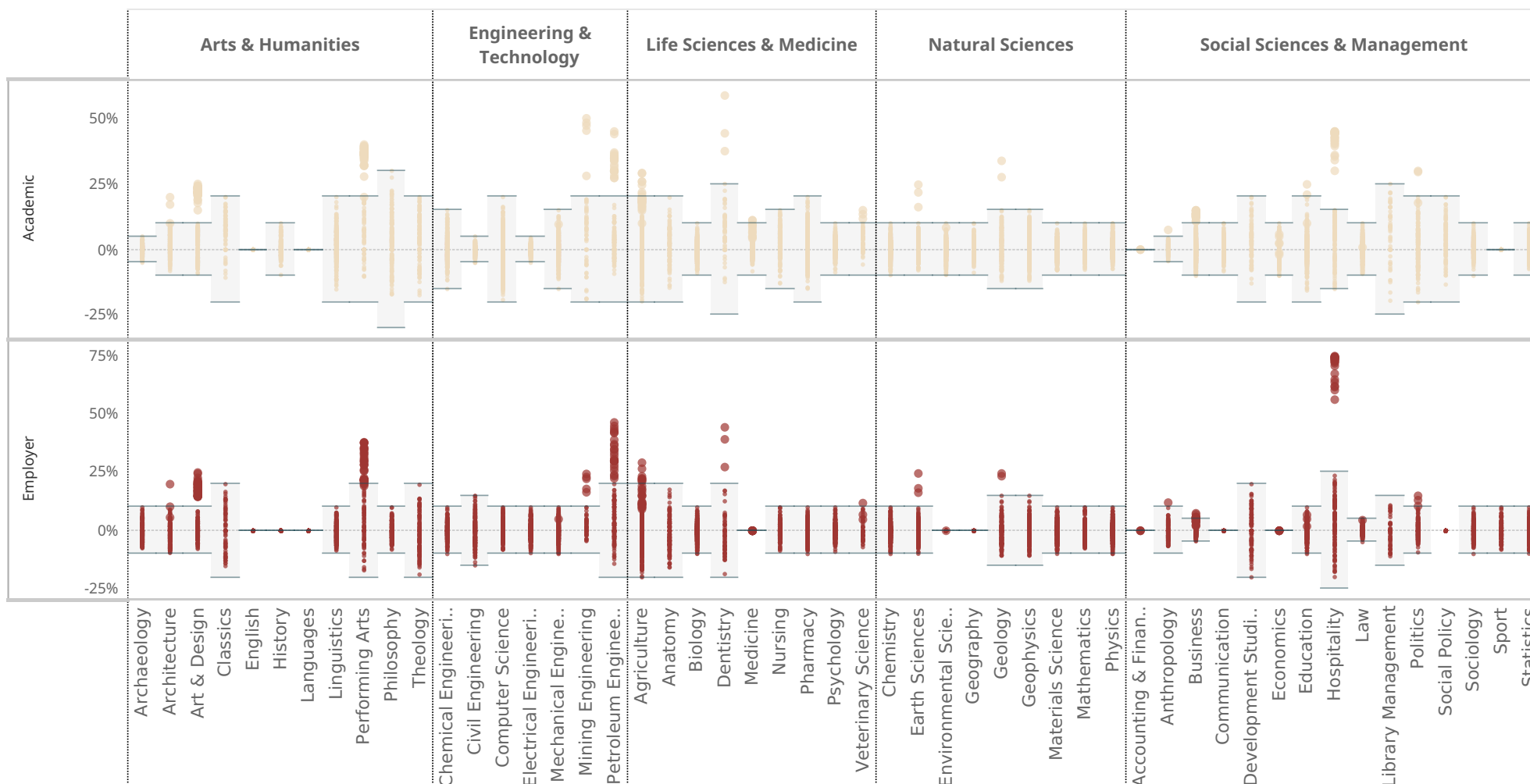
Subjects with **highlight color** have extended publishing ranges.



2022 QS WORLD UNIVERSITY RANKINGS BY SUBJECT

In the QS Subject Rankings methodology, a specialization adjustment is applied to the original reputation scores in order to boost the performance of those institutions that present a stronger focus in specific subjects. The original reputation rank calculated for each subject is compared against the reputation rank obtained in the relevant broad subject area containing the said subject according to the QS mapping. For example, the reputation results in Biology are compared against the overall reputation rank in Life Sciences & Medicine. Whenever the reputation rank difference between the subject and the broad area exceeds an acceptable number of places, a positive or negative adjustment is applied in the reputation score. The method compares the proportional difference for each institution against the maximum and minimum recorded globally.

DISTRIBUTION OF SPECIALIST ADJUSTMENTS - REPUTATION



2022 QS WORLD UNIVERSITY RANKINGS BY SUBJECT

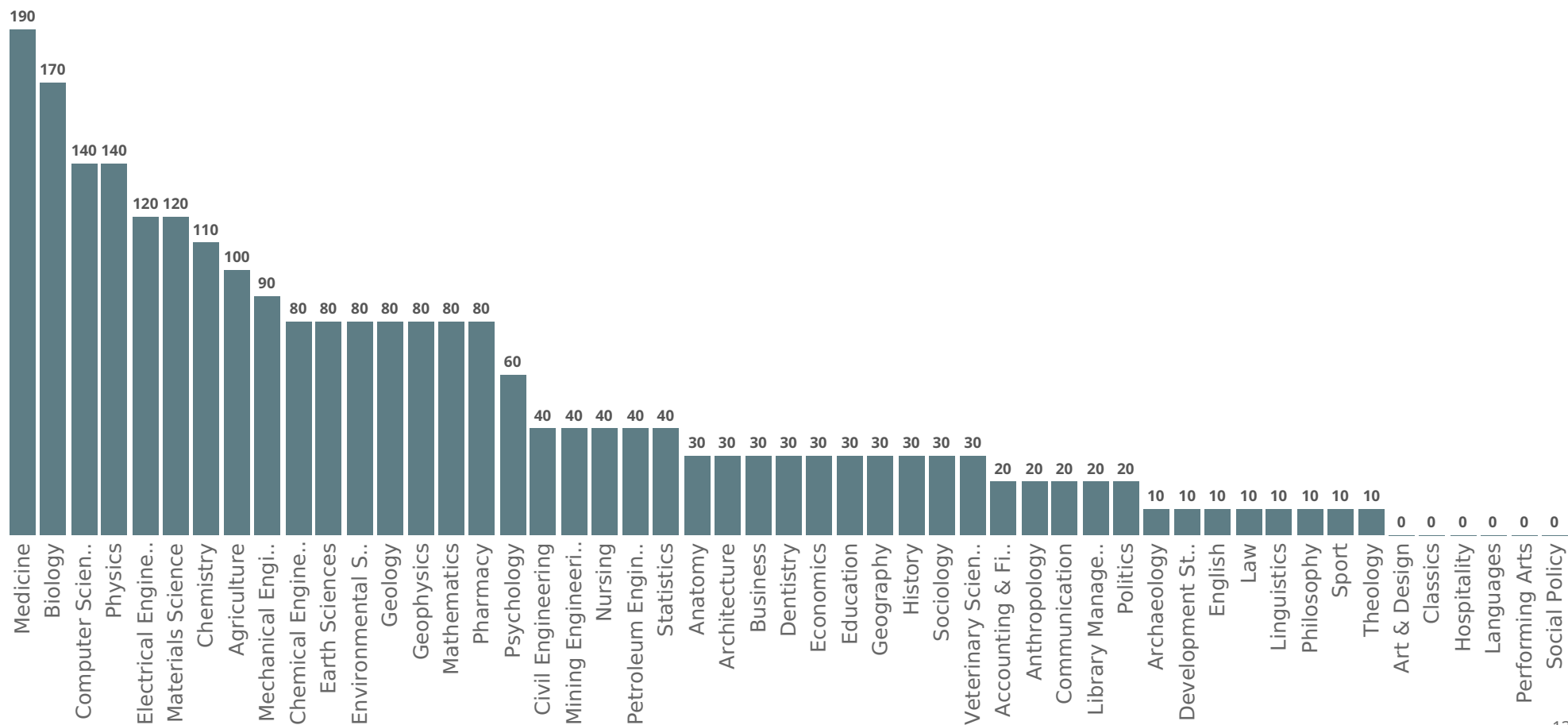
In order to feature in any discipline table, an institution must meet three simple prerequisites:

- Offer undergraduate or taught postgraduate programmes in the given discipline
- Exceed the minimum required score for the academic and/or employer reputation indicators
- Exceed the five-year threshold for number of papers published and indexed by Scopus in the given discipline


The following chart discloses the minimum number of papers required to be considered in the latest edition of the rankings by subject.

PAPER THRESHOLD BY SUBJECT - YEAR 2022

MINIMUM NUMBER OF PUBLICATIONS INDEXED BY SCOPUS REQUIRED TO BE CONSIDERED IN THE RANKINGS.



How will QS Stars help my Institution



The QS Stars university rating system is an internationally recognised mark of quality that provides a comprehensive and in-depth independent framework to rate and compare universities' performance across a broad spectrum of criteria.

Its aim is to improve the overall quality of the higher education sector by providing valuable insights into areas of strengths and weaknesses.



Drive institutional development



Enhance brand recognition and reputation



Attract domestic and international students



Improve performance in key areas

For more information, please contact qsstars@qs.com

GLOBAL EDUCATION NEWS

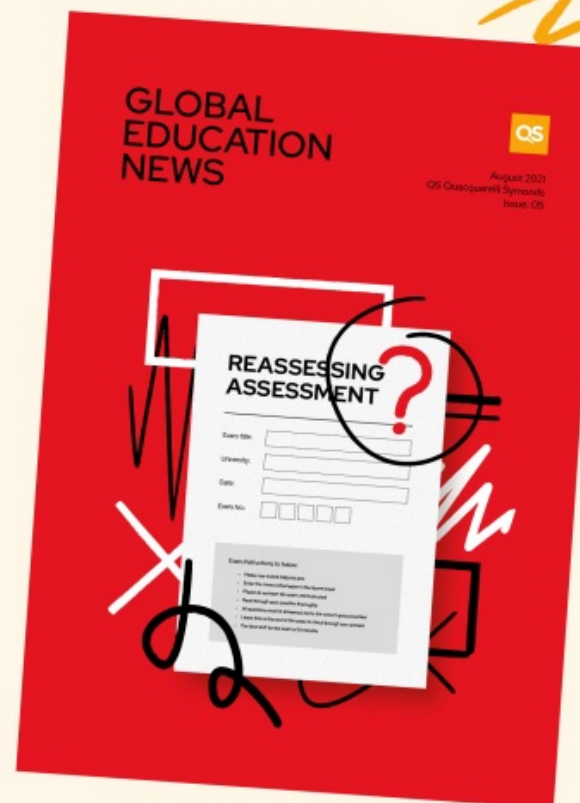
The best insights in the higher education industry

QS Global Education News is a quarterly magazine showcasing higher education providers' outstanding academic achievements, awards, experiences, partnerships, and developments. The magazine also includes QS events and rankings previews, as well as exclusive insights.

Promote your institution in QS-GEN

Contact: publications@qs.com

QS



Page views (website)

653,000

f Followers

410,000

Users (website)

258,000

t Followers

38,000

Page views (magazine)

52,000

in Followers

34,000

QS Consulting

A trusted strategic advisor to achieve global education excellence

QS Consulting helps governments, universities, organizations and think tanks gain competitive advantage in the global higher education landscape.

For more information, please visit

qs.com/solutions/consulting



1

Build reputation and brand

We increase your global reach by assessing and advising on how to communicate your brand.

5

Improve employability

We advise universities on best practices for employability and for engaging with employers.

2

Enable internationalisation

We support universities to improve their global engagement strategy.

6

Achieve recruitment objectives

We create student profiles and engagement strategies to increase international student enrolments.

3

Build strategic partnerships

We help universities create and develop partnerships based on strategic priorities and global scientific trends.

7

Assess performance against objectives

We use data and performance insights as a tool for strategic planning and performance improvement.

4

Achieve Sustainable Development Goals

We guide universities with their alignment to SDGs.

QS Publications

Essential content for informed decisions

Find out the latest insights and compelling international education content with QS' annual, quarterly and online publications. News from universities across the globe, key trends in higher education, data and expert analysis, survey reports on pressing higher education issues, and special reports on our rankings and results.

Find out more

Contact: publications@qs.com



QS HE Reports

46k+ Pageviews
170+ Countries
4.4k+ Institutions




QS Yearbook

95k+ Pageviews
110+ Countries
2.7k+ Institutions



QS-GEN Magazine

52k+ Pageviews
85+ Countries
2k+ Institutions



Benefit from tailor-made solutions

Get advice on how to get the most out of your engagement

Reach your target audience

QS publications are read by over 15,000 higher ed professionals

Promote your brand internationally

University leaders and academics from across the globe



QS CONFERENCES 2022

Save the date!



QS Higher Ed Summit: Middle East & Africa

1 - 3 March 2022 | UAE
qsmple.org



QS Higher Ed Summit: China

13 - 14 April 2022
qsheschina.org



EduData Summit

8 - 10 June 2022 | USA
edudatasummit.com



QS Higher Ed Summit: Europe

28 - 30 June 2022
qseurope.org



QS Higher Ed Summit: Americas

September 2022
qsamericas.org



QS India Summit

November 2022
qsindiasummit.com



QS Higher Ed Summit: Asia Pacific

November 2022
qsapple.org



QS Reimagine Education Conference & Awards

5 - 9 December 2022
reimagine-education.com





TRUSTED. INDEPENDENT. GLOBAL.

support.qs.com | Tel.: +44 (0)207 284 7200

With offices in London, Paris, Singapore, Mumbai and
Bucharest.